

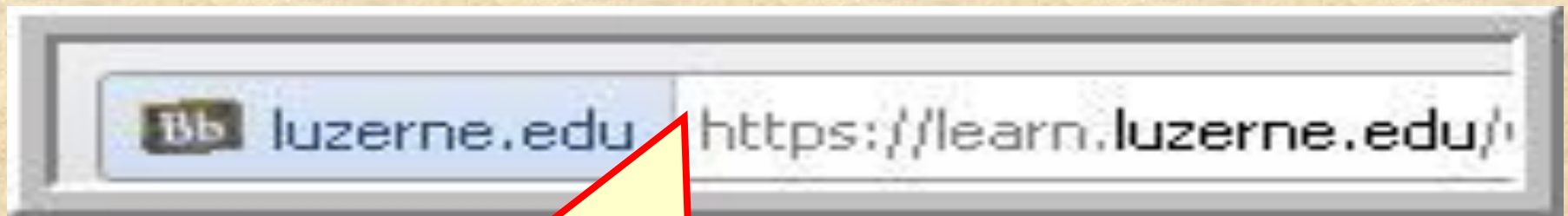
BB LEARN

ORIENTATION

ENGLISH 102

Advanced Composition

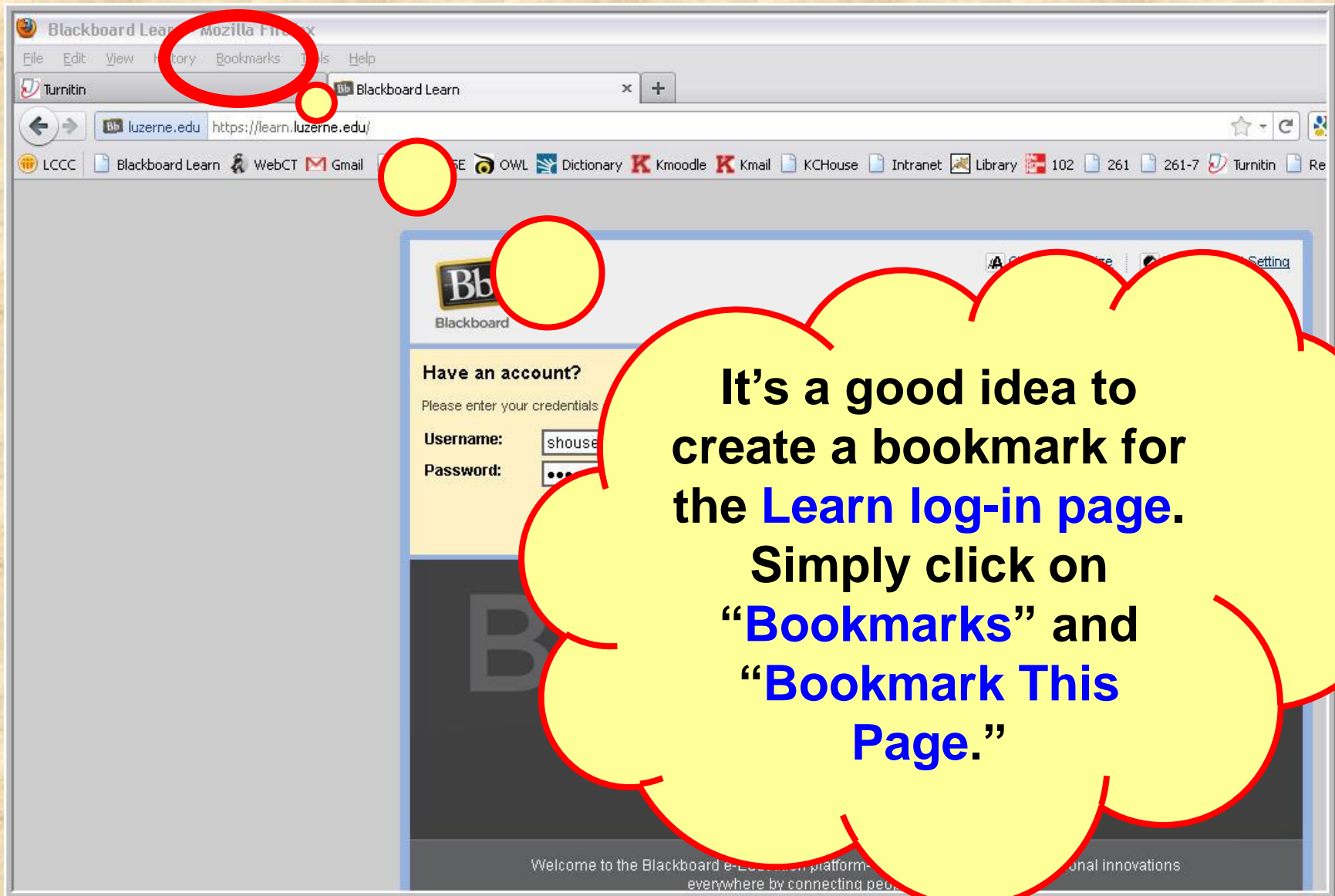
GETTING to LEARN



GO TO:

<http://learn.luzerne.edu>

GETTING to LEARN



Blackboard Learn Mozilla Firefox

File Edit View History Bookmarks Tools Help

Turnitin Blackboard Learn

luzerne.edu https://learn.luzerne.edu/

LCCC Blackboard Learn WebCT Gmail OWL Dictionary Knoodle Kmail KCHouse Intranet Library 102 261 261-7 Turnitin Re

Blackboard

Have an account?

Please enter your credentials

Username: shouse

Password:

It's a good idea to create a bookmark for the **Learn log-in page**. Simply click on **"Bookmarks"** and **"Bookmark This Page."**

Welcome to the Blackboard e-Learning platform... everywhere by connecting peo... onal innovations

GETTING to LEARN

Blackboard Learn - Mozilla Firefox

File Edit View History Bookmarks Tools Help

Turnitin Blackboard Learn

luzerne.edu https://learn.luzerne.edu/

LCCC Blackboard Learn WebCT Gmail DR.HOUSE

Bb
Blackboard

Have an account?
Please enter your credentials and click the **Login** button below.

Username:

Password:

[Forgot Your Password?](#)

Login

Blackboard
learn⁺_{TM}

Welcome to the Blackboard e-Education platform—designed to enable educational innovations everywhere by connecting people and technology.

You'll be taken to the log-in page. Merely type in your Username & Password; then click the "Login" button.

GETTING to LEARN

Next you'll see all the courses for which you have Learn sites. Search for and then click on the English section you registered for.

The screenshot shows a web interface for a user named Stephen Housenick. At the top, there is a navigation bar with links for "My Places", "Home", "Help", and "Logout". Below this, a "My Courses" section displays a list of courses the user is teaching:

- ENG 102 Master Section SHousenick (unavailable)
- ENG 102: Advanced Composition (Section 703 FA11)
- Test Course Stephen Housenick

Below the courses, there is a "My Announcements" section with one announcement: "Courses will be available on Monday, August 29".

On the left side of the interface, there is a sidebar menu with the following items:

- My Grades
- Send Email
- User Directory
- Address Book
- Personal Information
- Browse NBC Archives
- NBC Archives Playlist

A red arrow points from the text box to the "ENG 102: Advanced Composition (Section 703 FA11)" link in the course list.

PLEASE NOTE: I've been noticing that this page takes a few moments to load, so don't panic (or lose patience).

HOME PAGE: Screenshot

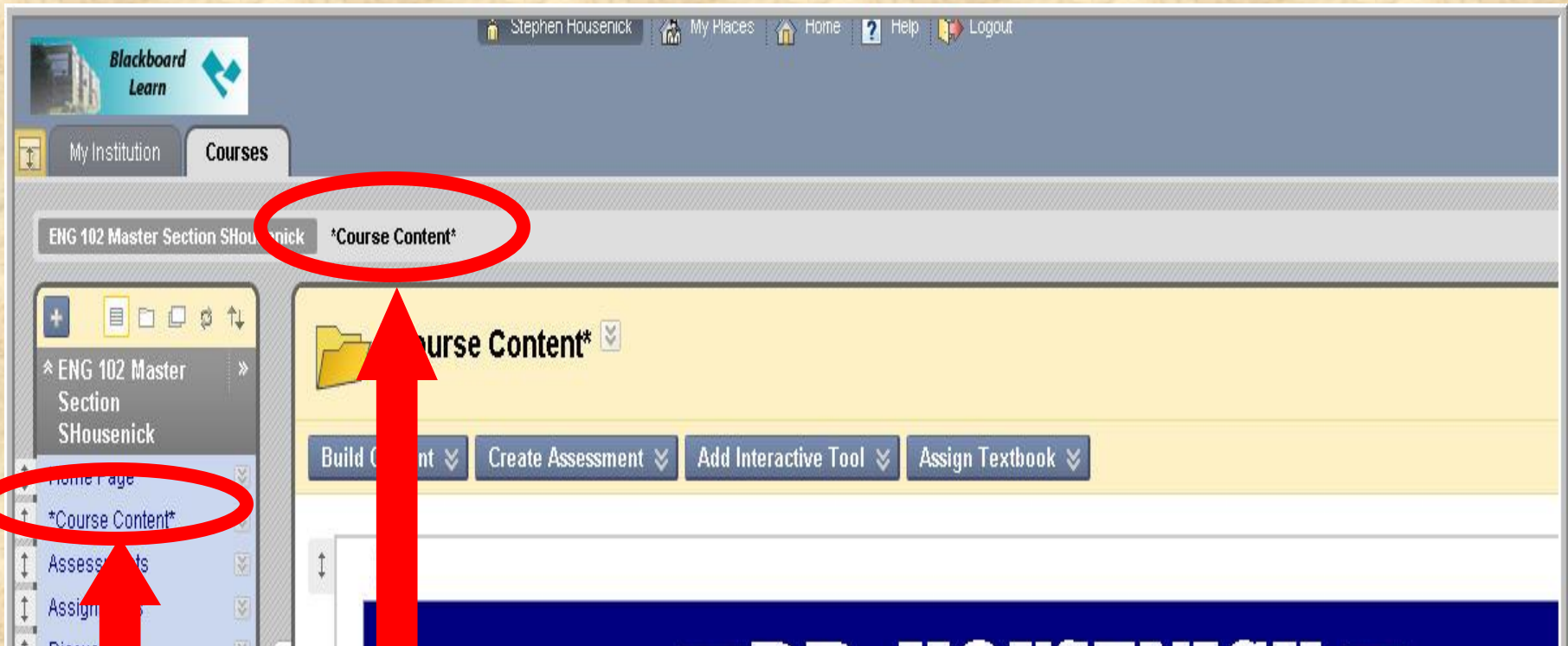
The screenshot shows the Blackboard Learn interface for a course. At the top, the user is logged in as Stephen Housenick. The course title is ENG 102 Master Section SHousenick. The main content area is titled '*Course Content*' and features a folder icon and a dropdown menu. Below the folder are four buttons: 'Build Content', 'Create Assessment', 'Add Interactive Tool', and 'Assign Textbook'. A sidebar on the left contains a navigation menu with options like 'Home Page', '*Course Content*', 'Assessments', and 'Assignments'. At the bottom, there is a section for 'WEEK #1: Commencement'.

You made it!
Hopefully, this is what your Home Page looks like.


DR. HOUSENICK
ADVANCED COMPOSITION

WEEK #1: Commencement

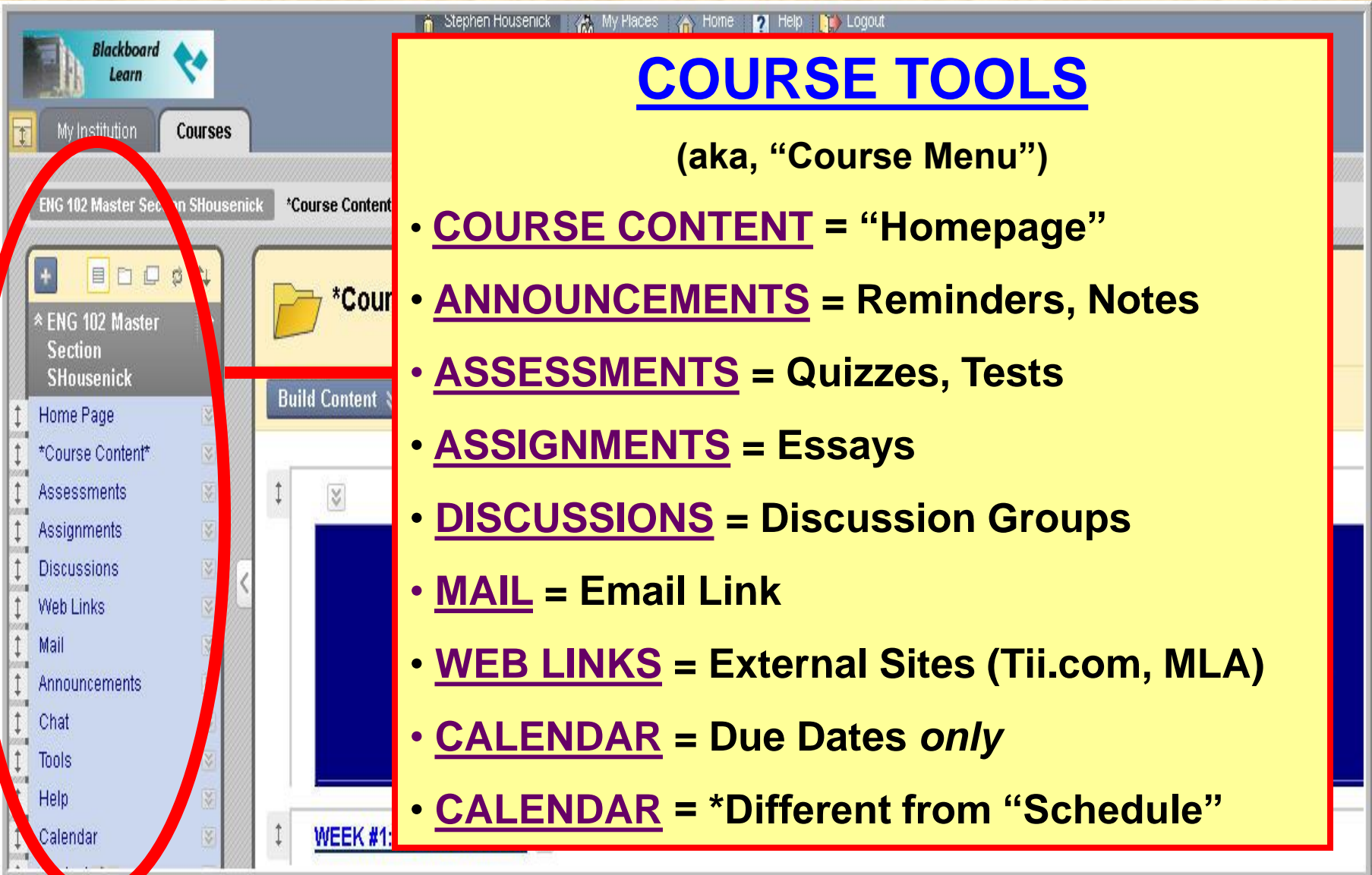
HOME PAGE: Screenshot



You can navigate back to this Course Content Page (*the course home page*) from any link by

- (1) clicking on “**Course Content**” in the breadcrumbs or
- (2) clicking on “**Course Content**” located on the *Course Tools* (Course Menu) bar; a “home” icon is next to it. 

HOME PAGE: Course Tools



The screenshot shows the Blackboard Learn interface. At the top, there is a navigation bar with "Stephen Housenick", "My Places", "Home", "Help", and "Logout". Below this, there are tabs for "My Institution" and "Courses". The main content area shows "ENG 102 Master Section SHousenick" and "Course Content". A sidebar on the left contains a list of course tools, which is circled in red. The tools listed are: Home Page, *Course Content*, Assessments, Assignments, Discussions, Web Links, Mail, Announcements, Chat, Tools, Help, and Calendar. A red line points from the "Home Page" item in the sidebar to the "HOME PAGE" item in the list on the right.

COURSE TOOLS

(aka, "Course Menu")

- COURSE CONTENT = "Homepage"
- ANNOUNCEMENTS = Reminders, Notes
- ASSESSMENTS = Quizzes, Tests
- ASSIGNMENTS = Essays
- DISCUSSIONS = Discussion Groups
- MAIL = Email Link
- WEB LINKS = External Sites (Tii.com, MLA)
- CALENDAR = Due Dates *only*
- CALENDAR = *Different from "Schedule"

HOME PAGE: Pages



DR. HOUSENICK



ADVANCED COMPOSITION

[WEEK #1: Commencement](#)

[COURSE DOCUMENTS](#)

[SCHEDULE](#)

[QUIZZES](#)

[ESSAYS DROP BOX](#)

[WEEKS #2-4: Documentation](#)

These pages,
explained below,
are links to various
pages of course
material.

PAGES: Week #1



DR. HOUSENICK



ADVANCED COMPOSITION

[WEEK #1: Commencement](#)

[COURSE DOCUMENTS](#)

[SCHEDULE](#)

[QUIZZES](#)

[ESSAYS DROP BOX](#)




[WEEKS #2-4: Documentation](#)

As you can
imagine, you'll
START HERE.

WEEK #1



Begin with the 2 ORIENTATIONS.

- This page includes the **orientations** to the site AND week #1 – in PowerPoint  and PDF  and WMA  formats.
- The “**Week #1 Orientation**” explains the material on the following slide.

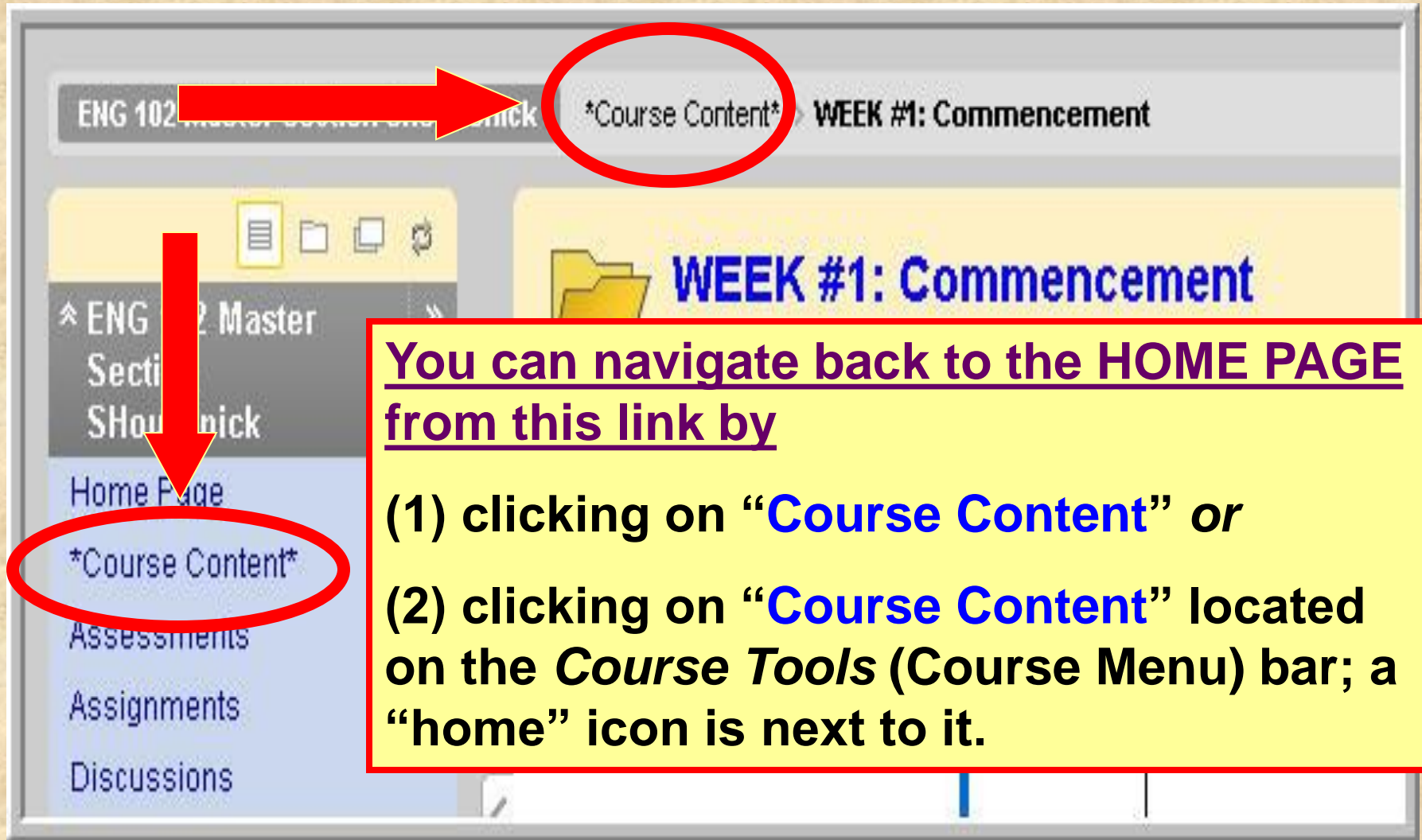
WEEK #1



Also included on this age are

- the **Welcome Statement, Syllabus**
- the **Class Rules, Class Schedule**
- the **Academic Honesty Policy**
- the **Academic Honesty Policy Quiz**
- the **Discussions Groups documents**
- and the **Essay Basics material**

HOME PAGE: Navigation



The screenshot shows a course management system interface. At the top, there is a header bar with the text "ENG 102 Master Section SHou nck" on the left and "*Course Content*" in the center, followed by "WEEK #1: Commencement" on the right. A red arrow points from the header bar to the "*Course Content*" link. Below the header bar, there is a navigation menu on the left side with the following items: "ENG 102 Master", "Section", "SHou nck", "Home Page", "*Course Content*", "Assessments", "Assignments", and "Discussions". A red arrow points from the "*Course Content*" link in the navigation menu to the "*Course Content*" link in the header bar. In the center of the page, there is a folder icon and the text "WEEK #1: Commencement". A yellow text box with a red border is overlaid on the bottom right of the screenshot, containing the following text:

You can navigate back to the HOME PAGE from this link by

- (1) clicking on "**Course Content**" or
- (2) clicking on "**Course Content**" located on the *Course Tools* (Course Menu) bar; a "home" icon is next to it.

PAGES: Course Docs



DR. HOUSENICK



ADVANCED COMPOSITION

WEEK #1: Commencement

COURSE DOCUMENTS

SCHEDULE

QUIZZES

ESSAYS DROP BOX

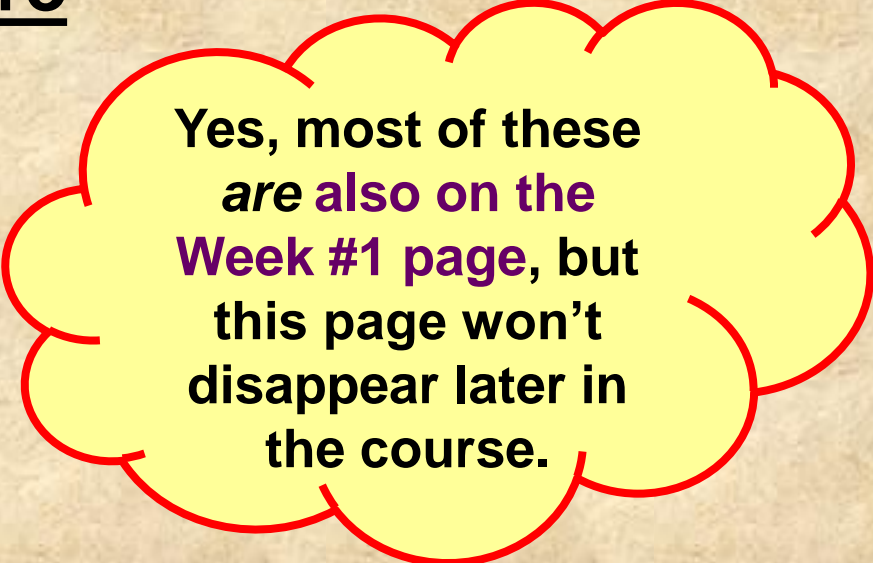
WEEKS #2-4: Documentation

The next page
contains our
course documents.

COURSE DOCUMENTS

The following documents are
on this page:

- **Welcome Statement**
- **Syllabus**
- **House Rules**
- **Calendar-Schedule**
- **Turnitin.com directions sheet**
- **Discussion Groups directions sheet**
- **Discussion Groups etiquette sheet**
- **Final Grade sheet**



Yes, most of these
are also on the
Week #1 page, but
this page won't
disappear later in
the course.

PAGES: Schedule



DR. HOUSENICK



ADVANCED COMPOSITION

WEEK #1: Commencement

COURSE DOCUMENTS

SCHEDULE

QUIZZES

ESSAYS DROP BOX

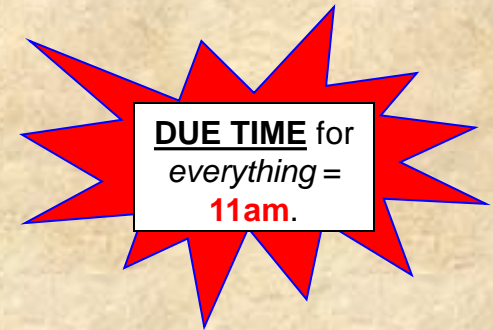
WEEKS #2-4: Documentation

This page has the course schedule.

SCHEDULE



- Your calendar-schedule lists
 - readings
 - assignments
 - due dates
- What's due and when it's due.
- Therefore, this is an **extremely important** document.
- I have used a “content module” format.



SCHEDULE



• Screen shot:

Your location: [Home Page](#) > [SCHEDULE](#) > [CLASS SCHEDULE](#)

CLASS SCHEDULE

We will make adjustments as necessary, but the schedule below serves as our roadmap throughout the course.

Activities and exercises and journals will be posted under the [Discussion Groups](#) — That is, your “homework” will be submitted as a Discussion Group posting.

Directions for each Discussion Group posting are given *in full* with each topic on the Discussion Group page — a “directions” posting from me.

Abbreviations on the Schedule: Monday (**M**), Tuesday (**T**), Wednesday (**W**), Thursday (**R**), Friday (**F**); Discussion Groups (**DG**); PowerPoint Presentation (**PPT**); Turnitin.com (**Tii.com**)

WEEKS	MODULES	READINGS	ASSIGNMENTS
1 ----- (8/31/09)	1— <u>COMMENCEMENT</u>	<p><u>Watch:</u></p> <ul style="list-style-type: none"> Orientation #1 (WebCT) Orientation #2 (Week 1) <p>(These are in both video and PowerPoint formats.)</p> <p><u>Read:</u></p> <ul style="list-style-type: none"> Academic Honesty Policy Syllabus 	<p><u>R-9/3:</u></p> <p>v Academic Honesty QUIZ</p>

In this last column, you will find **what's due** and **on what day** it's due for each week

PAGES: Quizzes & Essays



DR. HOUSENICK



ADVANCED COMPOSITION

WEEK #1: Commencement

COURSE DOCUMENTS

SCHEDULE

QUIZZES

ESSAYS DROP BOX

WEEKS #2-4: Documentation

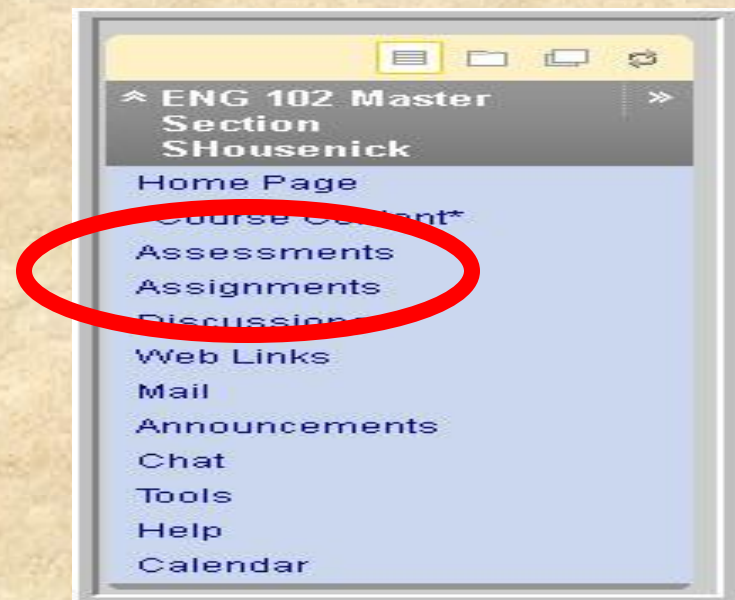
These 2 pages contain lists of **quizzes & essays**.

BUT

Because this can be redundant, I may delete these 2 pages to save space

QUIZZES & ESSAYS

- On the “**Course Tools**” (course menu) bar,
 - the “**ASSESSMENTS**” link takes you to the same **quizzes**
 - & the “**ASSIGNMENTS**” link takes you to the same **essays**.



PAGES: Weeks 2+



DR. HOUSENICK



ADVANCED COMPOSITION

WEEK #1: Commencement

COURSE DOCUMENTS

SCHEDULE

QUIZZES

ESSAYS DROP BOX

WEEKS #2-4: Documentation

The remaining pages take you through each week of the course, as the labels show.

WEEKS #2+

ENG 102: Advanced Composition (Section 702 FA14) (ENG102-702-FA14)

- *Course Content*
- Announcements
- Assessments
- Assignments
- Discussions**
- Mail
- Web Links
- Chat
- Information
- Learning Modules
- Content
- Home Page
- Tools
- Help
- Calendar
- Groups

COURSE MANAGEMENT

- Control Panel
 - Files
 - Course Tools
 - Evaluation
 - Grade Center
 - Users and Groups
 - Customization
 - Packages and Utilities
 - Help

WEEK #2: Persuasion (IOE)

Build Content | Assessments | Tools | Partner Content

Persuasion (IOE)

IOE	<ul style="list-style-type: none"> *Informal ◦ IOE.doc • General Context • Outline Template • TOPICS: <ul style="list-style-type: none"> ◦ Past Topics (su ◦ <i>Opposing Viewpoints</i> topics • Common Comments • Reminders • DG #2: 1/21 • * IOE = due F-9/10, 11 AM

Informal Opinion Essay

- **NO**, I do NOT expect you to be able to read this.
- **BUT**, I do want you to see how the page is arranged.
- This page is a *good example* of how the rest of the pages are designed.

WEEKS #2+

WEEK #2: Persuasion (IOE) ▾

Build Content ▾ Assessments ▾ Tools ▾ Partner Content ▾

Persuasion (IOE)

2	<u>II. RS: PERSUASION</u>	<p>Read:</p> <ul style="list-style-type: none"> • <u>IOE material:</u> <ul style="list-style-type: none"> ○ IOE ○ General Climate ○ Outline ○ Possible Topics <p>Read:</p> <ul style="list-style-type: none"> • <u>Critical Reading material:</u> <ul style="list-style-type: none"> ○ <u>Toulmin</u> Method PPT ○ <u>Rogerian</u> Method ○ <u>Authorities/Stats</u> ○ <u>Tannen's</u> "Argument Culture" 	<p>M-9/8:</p> <ul style="list-style-type: none"> • <u>DG #2:</u> IOE General Conte <p>W-9/10:</p> <ul style="list-style-type: none"> ❖ IOE due • Submit to Learn (11AM) • Submit to Tii.com <p>for next week:</p> <ul style="list-style-type: none"> • start reading CR material
---	---------------------------	---	---

IOE

• *Informal Opinion Essay (IOE)* ▾

- IOE.doc ▾, IOE.pdf ▾
- General Context ▾
- Outline Template ▾
- TOPICS:
 - Past Topics (sug
 - Opposing View
- Common Comments

Informal Opinion Essay

• On the top of each page, I've placed a screen shot from the **Class Schedule** for the relevant week or weeks.

WEEKS #2+

- Below that are listed links to *readings*, *handouts*, and *exercises* mentioned on the “[SCHEDULE](#).”
- Those with an (*) after them are the *required readings* mentioned on the “SCHEDULE.”
- When you click on the title, you will be linked directly to that document or exercise.

II. RS: PERSUASION	Read:	M-9/8:
(4)	<ul style="list-style-type: none"> • IOE material: <ul style="list-style-type: none"> ○ IOE ○ General Climate ○ Outline ○ Possible Topics Read: <ul style="list-style-type: none"> • <u>Critical Reading material:</u> <ul style="list-style-type: none"> ○ <u>Toulmin</u> Method PPT ○ <u>Rogerian</u> Method ○ <u>Authorities/Stats</u> ○ <u>Tannen's</u> “Argument Culture” 	<ul style="list-style-type: none"> • <u>DG #2:</u> IOE General Conte <u>W-9/10:</u> <ul style="list-style-type: none"> ❖ IOE due <ul style="list-style-type: none"> • Submit to Learn (11AM) • Submit to Tii.com <u>for next week:</u> <ul style="list-style-type: none"> • start reading CR material

[ion Essay \(IOE\)*](#)

IOE

- IOE.doc
- IOE.pdf
- IOE.ppt
- General Context
- Outline Template
- TOPICS:
 - Past Topics (suggestions only)
 - Opposing Viewpoints topics
- Common Comments
- Reminders
- DG #2: 1/21
- * IOE = due F-9/10, 11 AM

Informal Opinion Essay

WEEKS #2+

The screenshot shows a Blackboard course interface. The top navigation bar includes 'Build Content', 'Assessments', 'Tools', and 'Partner Content'. The main content area is titled 'WEEK #2: Persuasion (IOE)'. On the left, a sidebar menu lists various course management options, with 'Discussions' highlighted in yellow. A red arrow points from this menu item to the 'Informal Opinion Essay' link at the bottom of the page. The main content area contains a grid with 'Persuasion (IOE)' and 'IOE' labels.

- However, since Learn has certain design limitations, I could not create direct links to **Discussion Groups** on the list – as I was able to do with the readings and exercises.

- So I placed a list of due DG posts here. I have tried to link to the DG posts on the bottom of the page, but the directions would not appear.

- So click on the **DISCUSSIONS** tab in the Course menu.

- **Quizzes & Essays** are linked below.

DISCUSSION GROUPS

Stephen Housenick My Places Home ? Help Logout

Blackboard Learn

My Institution Courses

ENG 102 Master Section SHousenick *Course Content*

Course Content

Build Content Create Assessment Add Interactive Tool Assign Testbank

Home Page *Course Content* Assessments Assignments **Discussions** Web Links Mail Announcements Chat Tools Help Calendar

All Discussion Group topics are listed here, with directions for each.

ADVANCED COMPOSITION

WEEK #1: Commencement

DISCUSSION GROUPS

- Think of these DG as your “**HOMEWORK**”:
 - assignments (*journals, activities, exercises*) will be posted here
 - DG posts will be worth a TEST grade
- Because Learn will not create a link with directions on the **weekly pages**, I merely list the DG that are due during that period.
 - simply use the “**DISCUSSIONS**” link in the Course Menu (at left)

DISCUSSION GROUPS

- This is a screenshot of the DG page:

ENG 102 Master Section SHousenick Discussion Board

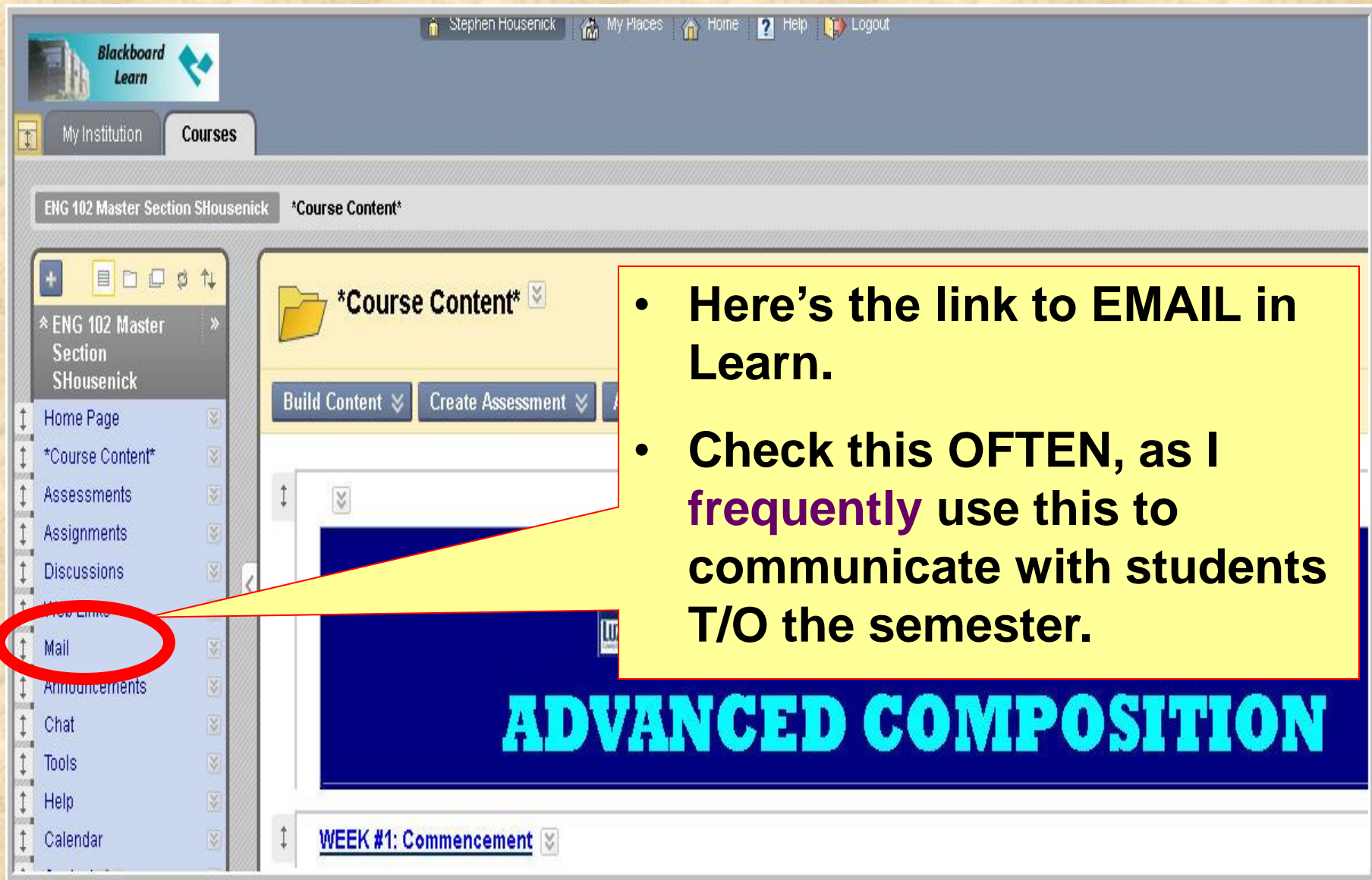
Discussion Board

Forums are made up of individual discussion threads that can be organized around a particular subject. Create Forums to organize discussions.

Create Forum

<input type="checkbox"/>	Forum	Description
<input type="checkbox"/>	DISCUSSION GROUPS ETIQUETTE	<p>Each of you must cooperate to establish and sustain a safe, nonjudgmental learning environment in which you can confidently and securely participate in the free exchange of ideas. In other words:</p> <ul style="list-style-type: none"> ▪ be assertive but not aggressive, ▪ respect others' rights to express their opinions as they respect yours, ▪ develop some thick skin since not everyone will agree with you, ▪ treat others as you wish to be treated (unless you are a masochist), ▪ watch your language, ▪ refrain from sexist, ageist, racist, and otherwise harmful and ▪ disrespectful comments,

EMAIL



The screenshot shows the Blackboard Learn interface. At the top, the user is logged in as Stephen Housenick. The main navigation bar includes 'My Institution' and 'Courses'. The current course is 'ENG 102 Master Section SHousenick' with the title '*Course Content*'. The left-hand navigation menu lists various course tools, with 'Mail' circled in red. A yellow callout box points to the 'Mail' link and contains the following text:

- Here's the link to EMAIL in Learn.
- Check this OFTEN, as I frequently use this to communicate with students T/O the semester.

Below the callout box, the text 'ADVANCED COMPOSITION' is displayed in large, bold, cyan letters. At the bottom of the page, the text 'WEEK #1: Commencement' is visible.

EMAIL

- The Learn email works just as most email sites.

The screenshot shows the 'Messages' section of the 'ENG 102 Master Section SHousenick' course. On the left is a navigation menu with items like 'Home Page', '*Course Content*', 'Assessments', 'Assignments', 'Discussions', 'Web Links', 'Mail', and 'Announcements'. The main area is titled 'Messages' and contains a 'Create Message' button, a list of folders, and a 'More Help' link. Three callouts highlight specific features: a 'Compose a message through this.' callout points to the 'Create Message' button; a 'Typical email folders.' callout points to the 'Inbox' and 'Sent' folders; and another callout points to the 'Messages' header area.

Compose a message through this.

Typical email folders.

Folder
Inbox
Sent

EMAIL

- If a problem occurs with the Learn site, you can email me through my LCCC account at shousenick@luzerne.edu.



- **PLEASE**, identify **your course & section** when you write, so I'll know what you're talking about – I have several sections, in Learn & not.

THE END OF THE




LEARN

ORIENTATION

PLEASE CONTINUE

by viewing the



WEEK #1

ORIENTATION