

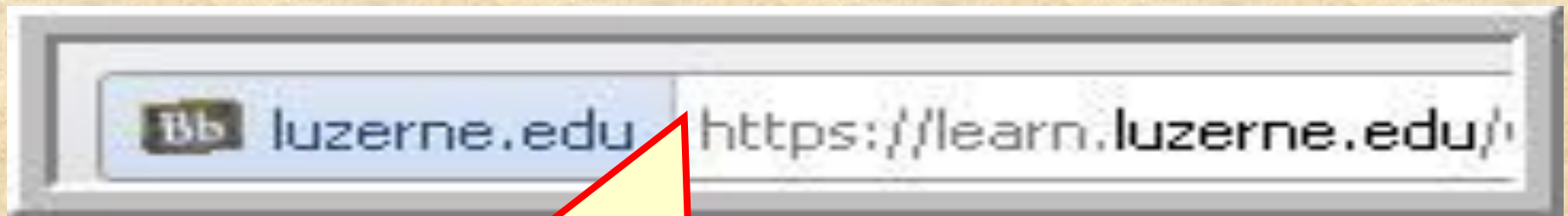
BB LEARN

ORIENTATION

ENGLISH 102

Advanced Composition

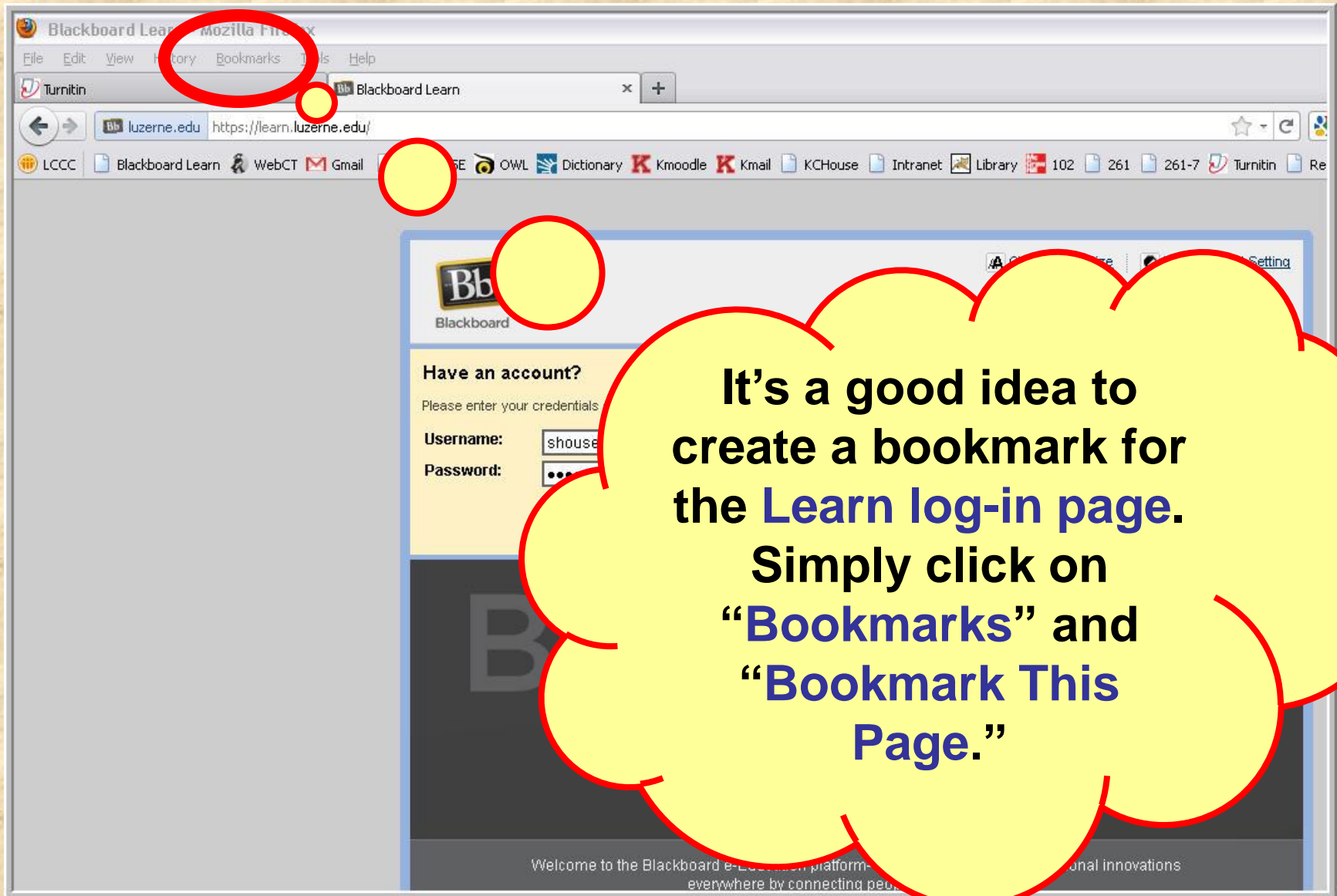
GETTING to LEARN



GO TO:

<http://learn.luzerne.edu>

GETTING to LEARN



Blackboard Learn Mozilla Firefox

File Edit View History Bookmarks Tools Help

Turnitin Blackboard Learn

luzerne.edu https://learn.luzerne.edu/

LCCC Blackboard Learn WebCT Gmail OWL Dictionary Knoodle Kmail KCHouse Intranet Library 102 261 261-7 Turnitin Re

Blackboard

Have an account?

Please enter your credentials

Username: shouse

Password:

It's a good idea to create a bookmark for the **Learn log-in page**. Simply click on **“Bookmarks”** and **“Bookmark This Page.”**

Welcome to the Blackboard e-Learning platform... everywhere by connecting people... al innovations

GETTING to LEARN

Blackboard Learn - Mozilla Firefox

File Edit View History Bookmarks Tools Help

Turnitin Blackboard Learn

luzerne.edu https://learn.luzerne.edu/

LCCC Blackboard Learn WebCT Gmail DR.HOUSE

Bb
Blackboard

Have an account?

Please enter your credentials and click the **Login** button below.

Username:

Password:

[Forgot Your Password?](#)

Login

Blackboard
learn⁺_{TM}

Welcome to the Blackboard e-Education platform—designed to enable educational innovations everywhere by connecting people and technology.

You'll be taken to the log-in page. Merely type in your Username & Password; then click the "Login" button.

GETTING to LEARN

Next you'll see all the courses for which you have Learn sites. Search for and then click on the English section you registered for.

The screenshot shows a web interface for a user named Stephen Housenick. At the top, there is a navigation bar with links for "My Places", "Home", "Help", and "Logout". Below this, there is a "My Courses" section titled "Courses you are teaching:" which lists three courses: "ENG 102 Master Section SHousenick (unavailable)", "ENG 102: Advanced Composition (Section 703 FA11)", and "Test Course Stephen Housenick". Below the courses section is a "My Announcements" section with one announcement: "Courses will be available on Monday, August 29". On the left side of the interface, there is a sidebar menu with links for "My Grades", "Send Email", "User Directory", "Address Book", "Personal Information", "Browse NBC Archives", and "NBC Archives Playlist". A red arrow points from the text box to the "ENG 102: Advanced Composition (Section 703 FA11)" link.

PLEASE NOTE: I've been noticing that this page takes a few moments to load, so don't panic (or lose patience).

HOME PAGE: Screenshot

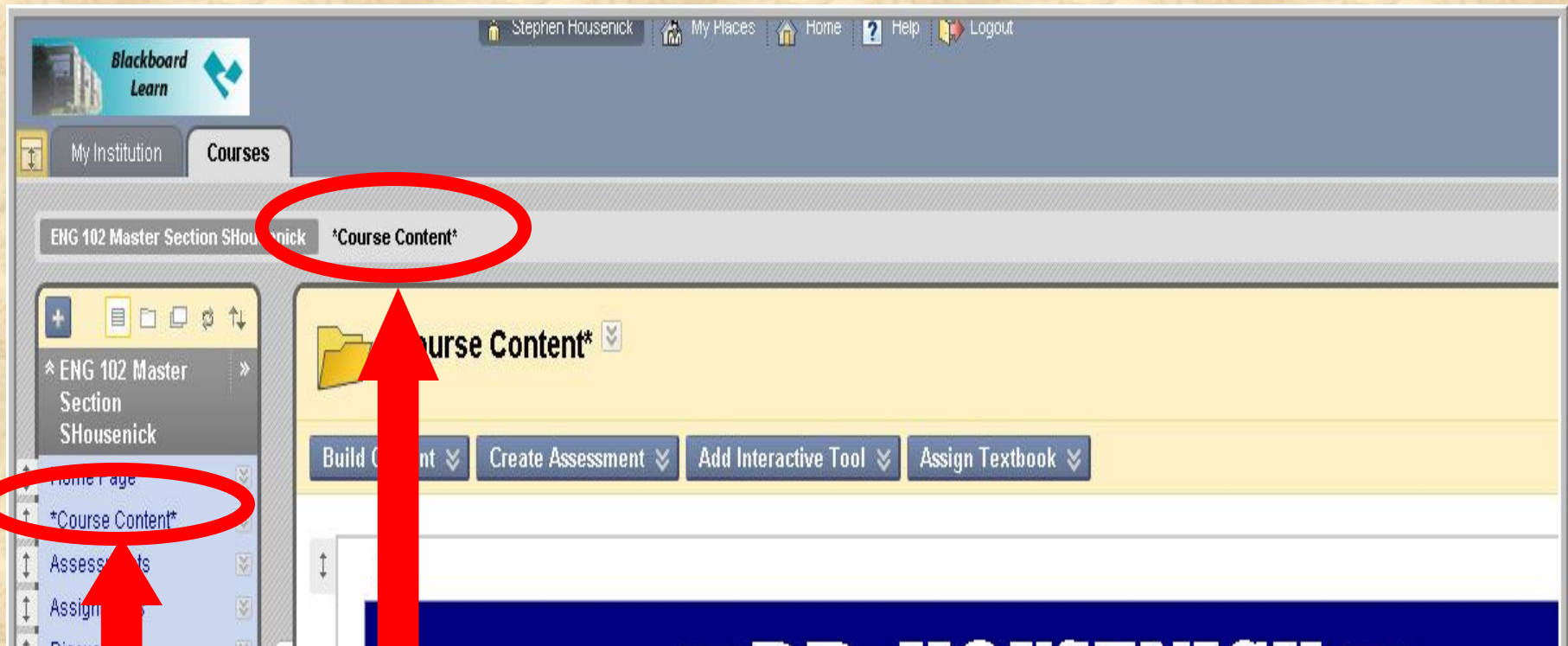
The screenshot shows the Blackboard Learn interface for a course. At the top, the user is logged in as Stephen Housenick. The course is identified as ENG 102 Master Section SHousenick. The main content area is titled '*Course Content*' and features a folder icon and a dropdown menu. Below this, there are four buttons: 'Build Content', 'Create Assessment', 'Add Interactive Tool', and 'Assign Textbook'. A sidebar on the left contains a navigation menu with options like 'Home Page', '*Course Content*', 'Assessments', and 'Assignments'. At the bottom, there is a section for 'WEEK #1: Commencement'.

You made it!
Hopefully, this is what your Home Page looks like.

DR. HOUSENICK
ADVANCED COMPOSITION

WEEK #1: Commencement

HOME PAGE: Screenshot

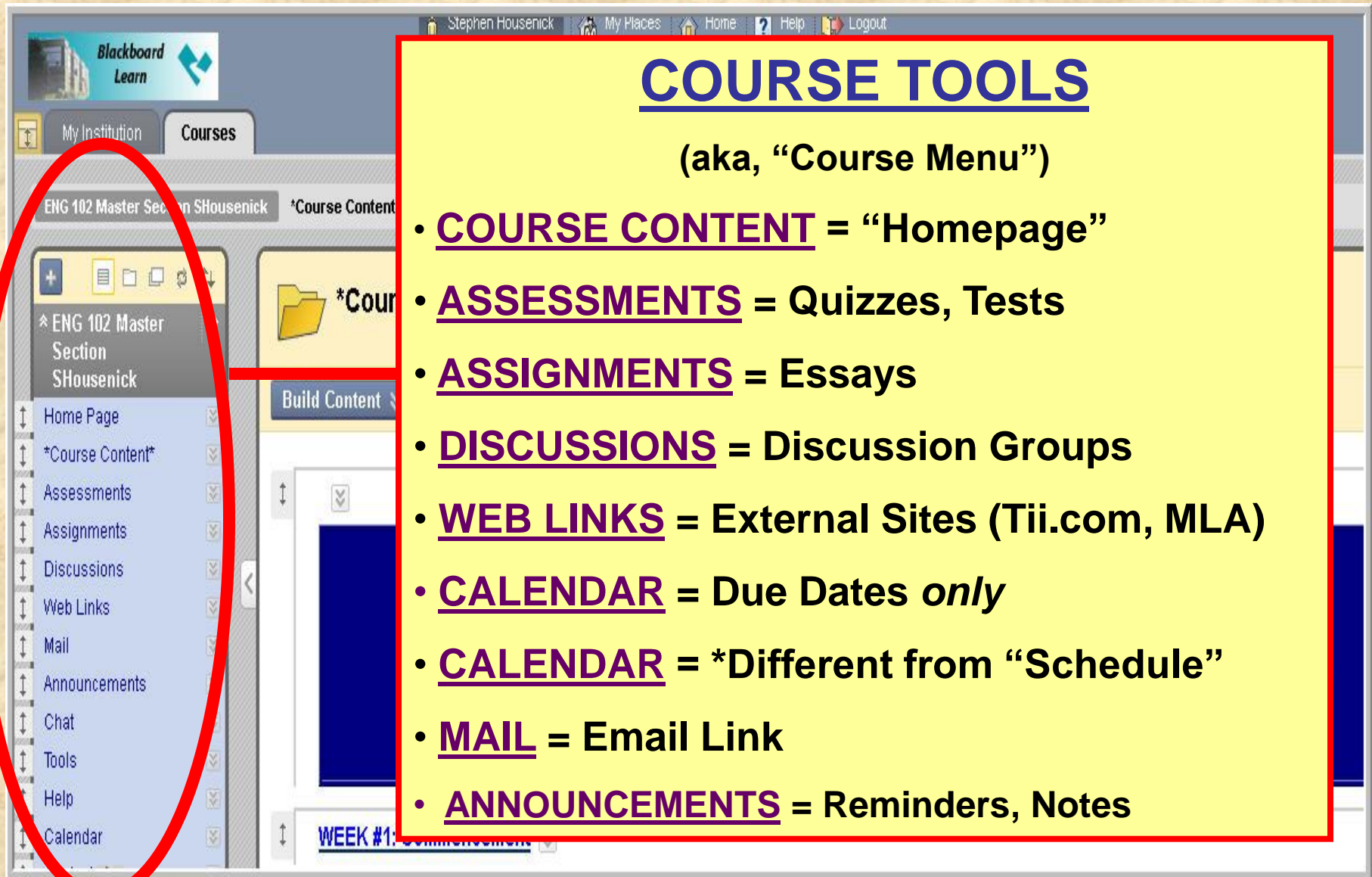


You can navigate back to this Course Content Page (the course home page) from any link by

(1) clicking on “**Course Content**” or

(2) clicking on “**Course Content**” located on the *Course Tools* (Course Menu) bar; a “home” icon is next to it.

HOME PAGE: Course Tools



Stephen Housenick My Places Home ? Help Logout

Blackboard Learn

My Institution Courses

ENG 102 Master Section SHousenick *Course Content

ENG 102 Master Section SHousenick

Home Page

Course Content

Assessments

Assignments

Discussions

Web Links

Mail

Announcements

Chat

Tools

Help

Calendar

Build Content

WEEK #1: Announcement

COURSE TOOLS

(aka, "Course Menu")

- COURSE CONTENT = "Homepage"
- ASSESSMENTS = Quizzes, Tests
- ASSIGNMENTS = Essays
- DISCUSSIONS = Discussion Groups
- WEB LINKS = External Sites (Tii.com, MLA)
- CALENDAR = Due Dates *only*
- CALENDAR = *Different from "Schedule"
- MAIL = Email Link
- ANNOUNCEMENTS = Reminders, Notes

HOME PAGE: Pages



DR. HOUSENICK



ADVANCED COMPOSITION

[WEEK #1: Commencement](#)

[COURSE DOCUMENTS](#)

[SCHEDULE](#)

[QUIZZES](#)

[ESSAYS DROP BOX](#)

[WEEKS #2-4: Documentation](#)

**These pages,
explained below,
are links to various
pages of course
material.**

PAGES: Week #1



DR. HOUSENICK



ADVANCED COMPOSITION

[WEEK #1: Commencement](#)

[COURSE DOCUMENTS](#)

[SCHEDULE](#)

[QUIZZES](#)

[ESSAYS DROP BOX](#)



[WEEKS #2-4: Documentation](#)

As you can
imagine, you'll
START HERE.

WEEK #1



Begin with the 2 orientations.

- This page includes the **orientations** to the site AND week #1 – in *both* WMA  and PowerPoint  formats.
- The “**Week #1 Orientation**” explains the material on the following slide.

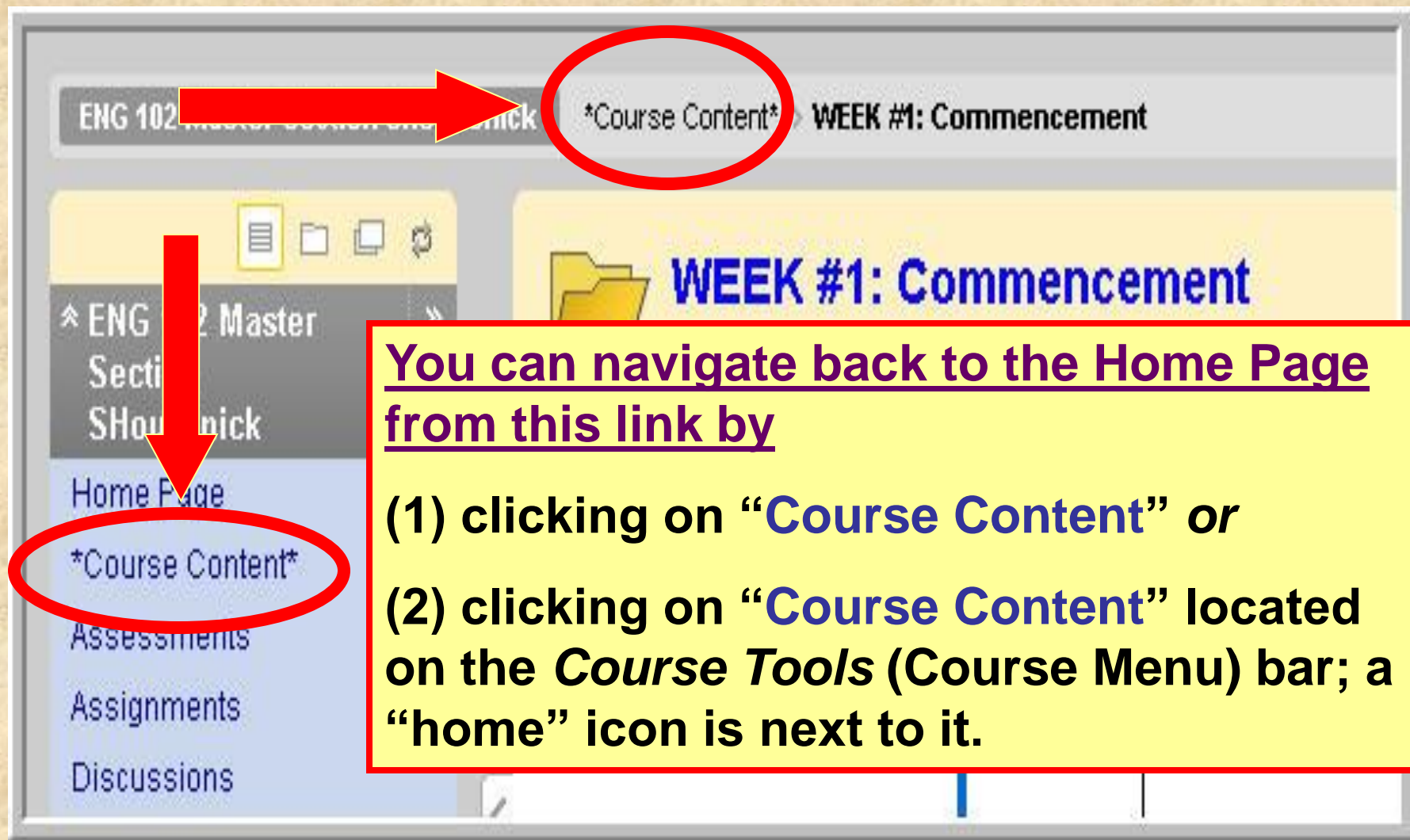
WEEK #1



Also included on this page are

- the **Welcome Statement, Syllabus**
- the **Class Rules, Class Schedule**
- the **Academic Honesty Policy**
- the **Academic Honesty Policy Quiz**
- the **Discussions Groups documents**
- and the **Essay Basics material**

HOME PAGE: Navigation



The screenshot shows a course navigation interface. At the top, a grey bar contains the text "ENG 102 Master Section 001 Shoumik" on the left and "*Course Content*" in the center, with "WEEK #1: Commencement" on the right. A red arrow points from the left towards the "*Course Content*" link, which is circled in red. Below this bar is a yellow folder icon labeled "WEEK #1: Commencement". On the left side, a blue sidebar menu lists "ENG 102 Master", "Section 001 Shoumik", "Home Page", "*Course Content*", "Assessments", "Assignments", and "Discussions". A red arrow points from the top of the sidebar down to the "*Course Content*" link, which is also circled in red.

You can navigate back to the Home Page from this link by

- (1) clicking on “**Course Content**” or
- (2) clicking on “**Course Content**” located on the *Course Tools* (Course Menu) bar; a “home” icon is next to it.

PAGES: Course Docs



DR. HOUSENICK



ADVANCED COMPOSITION

WEEK #1: Commencement

COURSE DOCUMENTS

SCHEDULE

QUIZZES

ESSAYS DROP BOX

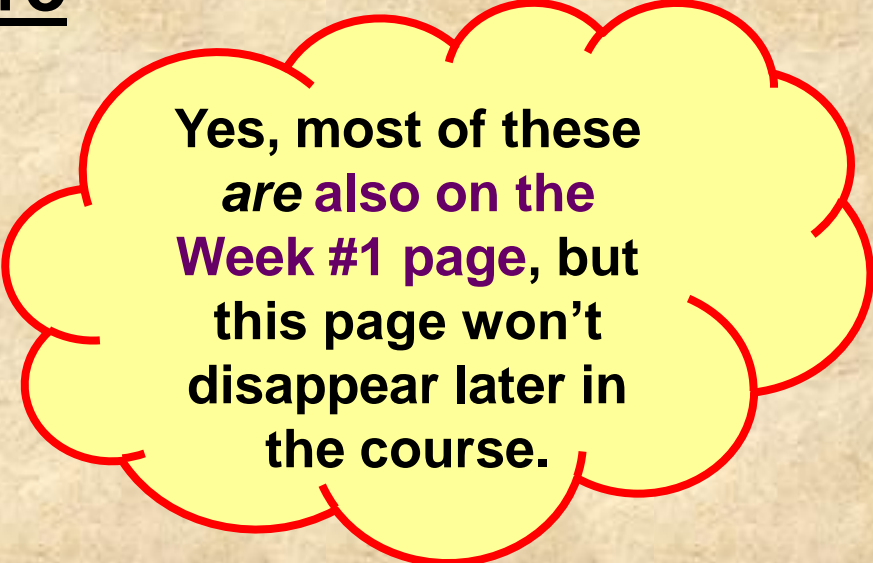
WEEKS #2-4: Documentation

The next page
contains our
course documents.

COURSE DOCUMENTS

The following documents are on this page:

- **Welcome Statement**
- **Syllabus**
- **House Rules**
- **Calendar-Schedule**
- **Turnitin.com directions sheet**
- **Discussion Groups directions sheet**
- **Discussion Groups etiquette sheet**
- **Final Grade sheet**



Yes, most of these *are also on the Week #1 page*, but this page won't disappear later in the course.

PAGES: Schedule



DR. HOUSENICK



ADVANCED COMPOSITION

WEEK #1: Commencement

COURSE DOCUMENTS

SCHEDULE

QUIZZES

ESSAYS DROP BOX

WEEKS #2-4: Documentation

This page has the course schedule.

SCHEDULE



- Your calendar-schedule lists
 - readings
 - assignments
 - due dates
- What's due and when it's due.
- Therefore, this is is an **extremely important** document.
- I have used a “content module” format.

SCHEDULE



- Screen shot:

Your location: [Home Page](#) > [SCHEDULE](#) > [CLASS SCHEDULE](#)

CLASS SCHEDULE

We will make adjustments as necessary, but the schedule below serves as our roadmap throughout the course.

Activities and exercises and journals will be posted under the [Discussion Groups](#) — That is, your “homework” will be submitted as a Discussion Group posting.

Directions for each Discussion Group posting are given *in full* with each topic on the Discussion Group page — a “directions” posting from me.

Abbreviations on the Schedule: Monday (**M**), Tuesday (**T**), Wednesday (**W**), Thursday (**R**), Friday (**F**); Discussion Groups (**DG**); PowerPoint Presentation (**PPT**); Turnitin.com (**Tii.com**)

WEEKS	MODULES	READINGS	ASSIGNMENTS
1 ----- (8/31/09)	1— <u>COMMENCEMENT</u>	<p><u>Watch:</u></p> <ul style="list-style-type: none"> • Orientation #1 (WebCT) • Orientation #2 (Week 1) <p>(These are in both video and PowerPoint formats.)</p> <p><u>Read:</u></p> <ul style="list-style-type: none"> • Academic Honesty Policy • Syllabus 	<p><u>R-9/3:</u></p> <p>v Academic Honesty QUIZ</p>

In this last column, you will find what's due and on what day it's due for each week

PAGES: Quizzes & Essays



DR. HOUSENICK



ADVANCED COMPOSITION

WEEK #1: Commencement

COURSE DOCUMENTS

SCHEDULE

QUIZZES

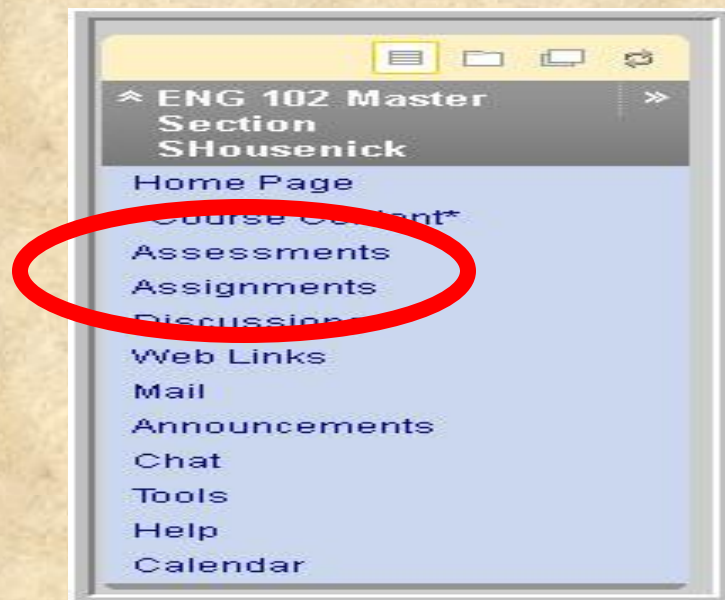
ESSAYS DROP BOX

WEEKS #2-4: Documentation

These 2 pages
contain lists of
quizzes & essays.

QUIZZES & ESSAYS

- On the “**Course Tools**” (course menu) bar,
- the “**ASSESSMENTS**” link takes you to the same quizzes
- & the “**ASSIGNMENTS**” link takes you to the same essays.



PAGES: Weeks 2+



DR. HOUSENICK



ADVANCED COMPOSITION

WEEK #1: Commencement

COURSE DOCUMENTS

SCHEDULE

QUIZZES

ESSAYS DROP BOX

WEEKS #2-4: Documentation

The remaining pages take you through each week of the course, as the labels show.

WEEKS #2+

MLA

Your location: Home_Page > WEEKS #2,3,4: Documentation

WEEKS	MODIFIER	READINGS	ASSIGNMENTS
1	DOCUMENTATION	Read Book: 469-84 - Eardouts Research - Documentation, Paraphrasing, Lead-In Expressions Watch - Library Virtual Tour - Plagiarism Tutorial	W-01 W-01 W-02 Activity (Act.) #2 W-03 W-04 Act. #3 (p-456) R-011 R-02 #1 Lead-In exercises R-02 #2 Parenthetical Citations exercises R-03a, 013, 014 R-03a Documentation QUIZ
2			
3			
4			
5			
6/8/09			

I. WEB SITES:

- PLAGIARISM TUTORIAL (**)
- OWL_purdue_University's Online Writing Lab (excellent MLA format site)
- LCCC Library (research databases & research tips)
- LCCC LIBRARY: VIRTUAL TOUR (**)
- CITATION MACHINE.NET (passable citation help)
- FINDARTICLES.COM
- PROJECT GUTENBERG
- FREE MOVIES

II. HANDOUTS:

- PARAPHRASING AND SUMMARIZING (**)
- PARAPHRASING EXERCISES (**)
- LEAD-IN EXPRESSIONS (**)
- LEAD-IN EXERCISES (**)
- Parenthetical Citations Background (**)
- Parenthetical Citations Exercises (**)
- WORKS CITED PAGE (**)
- DATABASE ARTICLES (**)

III. RESEARCH DOCUMENTATION:


- Research Writing Tips
- Google Searches
- Documentation (ch. 9)
- Research Documentation
- Evaluating Sources
- Evaluating Web sites (through LCCC)
- Ellipsis
- Brackets
- Quotation Marks vs. Underlining
- Block Quotes
- What to Cite
- How to Cite (long)
- How to Cite (short)
- Parenthetical Citations


IV. DISCUSSION GROUPS:


- DG #2 (T-6/9)
- DG#3 (T-6/9)
- DG#4 (R-6/11)
- DG#5 (R-6/11)
- (*direct links below*)


V. ESSAY:


- IOE (due M-6/9)
- (*direct link below*)


 [DG #2: Documentation 1](#)
 DOC: Parenthetical Citations


 [DG #3: Documentation 2](#)
 DOC: Works Cited


 [DG #4: Documentation 3](#)
 DOC: Lead-ins


 [DG #5: Documentation 4](#)
 DOC: Parenthetical Citations


 [Informal Opinion Essay \(Spring\)](#)


 [Informal Opinion Essay \(Summer\)](#)
 Due M-6/8, 11 AM

 [IOE Samples](#)

 [Documentation \(MLA\) QUIZ](#)
 Check quiz for due date & due time.

 [Paraphrasing Exercises: answers](#)

 [Works Cited Book Activities #2 & #3: answers](#)

 [Parenthetical Citations Exercise: answers](#)

• NO, I do NOT expect you to be able to read this.

• BUT, I do want you to see how the page is arranged.

• This page is a *good example* of how the rest of the pages are designed.

WEEKS #2+

MLA

Your location: Home_Page > WEEKS #2,3,4: Documentation

WEEKS	MODIFIER	READINGS	ASSIGNMENTS
1	DOCUMENTATION	Read Book: 469-84 Handouts: Research Documentation, Paraphrasing, Lead-In Expressions Watch Library Virtual Tour Plagiarism Tutorial	DOC DOC DOC DOC Activity #2 DOC DOC Act. #3 (p.456) DOC DOC 4 Lead-In exercises DOC Parenthetical Citations exercises DOC 6,12,6,14 Documentation QUIZ
2			
3			
4			
5			
6			
7			
8			
9			
10			
11			
12			
13			
14			
15			
16			
17			
18			
19			
20			
21			
22			
23			
24			
25			
26			
27			
28			
29			
30			
31			
32			
33			
34			
35			
36			
37			
38			
39			
40			
41			
42			
43			
44			
45			
46			
47			
48			
49			
50			
51			
52			
53			
54			
55			
56			
57			
58			
59			
60			
61			
62			
63			
64			
65			
66			
67			
68			
69			
70			
71			
72			
73			
74			
75			
76			
77			
78			
79			
80			
81			
82			
83			
84			
85			
86			
87			
88			
89			
90			
91			
92			
93			
94			
95			
96			
97			
98			
99			
100			

I. WEB SITES:

- PLAGIARISM TUTORIAL (*)
- OWL_purdue_University's Online Writing Lab (the most current MLA format site)
- LCCC Library (research databases & research guides)
- LCCC LIBRARY VIRTUAL TOUR (*)
- CITATION MACHINE.NET (passable citation help)
- FINDARTICLES.COM
- PROJECT GUTENBERG
- FREE MOVIES

II. HANDOUTS:

- PARAPHRASING and SUMMARIZING (*)
- PARAPHRASING EXERCISES (*)
- LEAD-IN EXPRESSIONS (*)
- LEAD-IN EXERCISES (*)
- Parenthetical Citations: Background (*)
- Parenthetical Citations: Exercises (*)
- WORKS CITED PAGE (*)
- DATABASE ARTICLES (*)

III. RESEARCH DOCUMENTATION:


- Research Writing Tips
- Google Searches
- Documentation (ch. 9)
- Research Documentation
- Evaluating Sources
- Evaluating Web sites (through LCCC Library)
- Ellipsis
- Brackets
- Quotation Marks vs. Underlining
- Block Quotes
- What to Cite
- How to Cite (long)
- How to Cite (short)
- Parenthetical Citations


IV. DISCUSSION GROUPS:


- DG #2 (T-6/9)
- DG #3 (T-6/9)
- DG #4 (R-6/11)
- DG #5 (R-6/11)
- (*direct links below*)


V. ESSAY:


- IOE (due M-6/9)
- (*direct link below*)


 [DG #2: Documentation 1](#)
 DOC: Parenthetical Citations

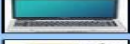
 [DG #3: Documentation 2](#)
 DOC: Works Cited


 [DG #4: Documentation 3](#)
 DOC: Lead-ins


 [DG #5: Documentation 4](#)
 DOC: Parenthetical Citations


 [Informal Opinion Essay \(Spring 2009\) narrated PowerPoint](#)


 [Informal Opinion Essay \(summer 2009\) document](#)
 Due M-6/8, 11 AM

 [IOE Samples](#)

 [Documentation \(MLA\) QUIZ](#)
 Check quiz for due date & due time.

 [Paraphrasing Exercises: answers](#)

 [Works Cited Book Activities #2 & #3: answers](#)

 [Parenthetical Citations Exercise: answers](#)

- On the top of each page, I've placed a screen shot from the **Class Schedule** for the relevant week or weeks.

WEEKS #2+

MLA

Your location: Home_Page > WEEKS #2,3,4: Documentation

WEEKS	MODIFIER	READINGS	ASSIGNMENTS
1	DOCUMENTATION	Read Book: 469-84 Handouts: Research Documentation, Paraphrasing, Lead-In Expressions Watch Library Virtual Tour Plagiarism Tutorial	DOC DOC DOC DOC #2 Activity (Act.) #2 DOC #3 DOC #3 Act. #3 (p.496) DOC DOC #4 DOC #4 Lead-In exercises DOC #5 Parenthetical Citations exercises DOC 6/12/14 Documentation QUIZ
2			
3			
4			
5			

I. WEB SITES:

- PLAGIARISM TUTORIAL (*)
- OWL_Purdue_University's Online Writing Lab (excellent MLA format site)
- LCCC Library (research databases & research tips)
- LCCC LIBRARY: VIRTUAL TOUR (*)
- CITATION MACHINE.NET (passable citation help)
- FINDARTICLES.COM
- PROJECT GUTENBERG
- FREE MOVIES

II. HANDOUTS:

- PARAPHRASING AND SUMMARIZING (*)
- PARAPHRASING EXERCISES (*)
- LEAD-IN EXPRESSIONS (*)
- LEAD-IN EXERCISES (*)
- Parenthetical Citations (Background) (*)
- Parenthetical Citations Exercises (*)
- WORKS CITED PAGE (Background) (*)
- DATABASE ARTICLES (*)

III. RESEARCH DOCUMENTATION:


- Research Writing Tips
- Google Searches
- Documentation (ch. 9)
- Research Documentation
- Evaluating Sources
- Evaluating Web sites (through LCC)
- Ellipsis
- Brackets
- Quotation Marks vs. Underlining
- Block Quotes
- What to Cite
- How to Cite (long)
- How to Cite (short)
- Parenthetical Citations


IV. DISCUSSION GROUPS:


- DG #2 (T-6/9)
- DG #3 (T-6/9)
- DG #4 (R-6/11)
- DG #5 (R-6/11)
- (*direct links below*)


V. ESSAY:


- IOE (due M-6/9)
- (*direct link below*)


 DG #2: Documentation 1
 DOC: Parenthetical Citations


 DG #3: Documentation 2
 DOC: Works Cited


 DG #4: Documentation 3
 DOC: Lead-ins


 DG #5: Documentation 4
 DOC: Parenthetical Citations


 Informal Opinion Essay (Spring)


 Informal Opinion Essay (Summer)
 Due M-6/8, 11 AM

 IOE Samples

 Documentation (MLA) QUIZ
 Check quiz for due date & due time

 Paraphrasing Exercises: answers

 Works Cited Book Activities #2 & #3: answers

 Parenthetical Citations Exercise: answers

• Below that are listed links to *readings, handouts, and exercises* mentioned on the “**SCHEDULE.**”

• Those with an (*) after them are the *required readings* mentioned on the “**SCHEDULE.**”

• When you click on the title, you will be linked directly to that document or exercise.

WEEKS #2+



Your location: [Home Page](#) > WEEK #2: DOCUMENTATION

I. WEB SITES:

- [PLAGIARISM TUTORIAL \(*\)](#)
- [OWL: Purdue University's Online Writing Lab](#) (excellent MLA format site)
- [LCCC Library](#) (research databases & research tips)
- [LCCC LIBRARY: VIRTUAL TOUR \(*\)](#)
- [CITATION MACHINE.NET](#) (passable citation help)
- [FINDARTICLES.COM](#)
- [PROJECT GUTENBERG](#)
- [FREE MOVIES](#)

II. HANDOUTS:

- [PARAPHRASING and SUMMARIZING \(*\)](#)
- [PARAPHRASING EXERCISES \(*\)](#)
- [LEAD-IN EXPRESSIONS \(*\)](#)
- [LEAD-IN EXERCISES \(*\)](#)
- [WORKS CITED PAGE \(*\)](#)
- [DATABASE ARTICLES \(*\)](#)

III. RESEARCH DOCUMENTATION:

- [Research Writing Tips](#)
- [Google Searches](#)
- [Documentation \(ch. 9\)](#)
- [Research Documentation](#)
- [Evaluating Sources](#)
- [Evaluating Web sites \(through LCCC Library\)](#)
- [Ellipsis](#)
- [Brackets](#)
- [Quotation Marks vs. Underlining](#)
- [Block Quotes](#)

IV. DISCUSSION GROUPS:	V. ESSAY:	VI. Q
<ul style="list-style-type: none"> • DG #2 (W-9/10) • DG#3 (R-9/11) • DG#4 (F-9/12) • (*direct links below*) 	<ul style="list-style-type: none"> • IOE • (*direct link below*) 	

DG #2: Documentation 1
DOC: Parenthetical Citations

DG #3: Documentation 2
DOC: Works Cited

DG #4: Documentation 3
DOC: Lead-ins

INFORMAL OPINION ESSAY

Documentation (MLA) QUIZ
Due: 9/12-9/14

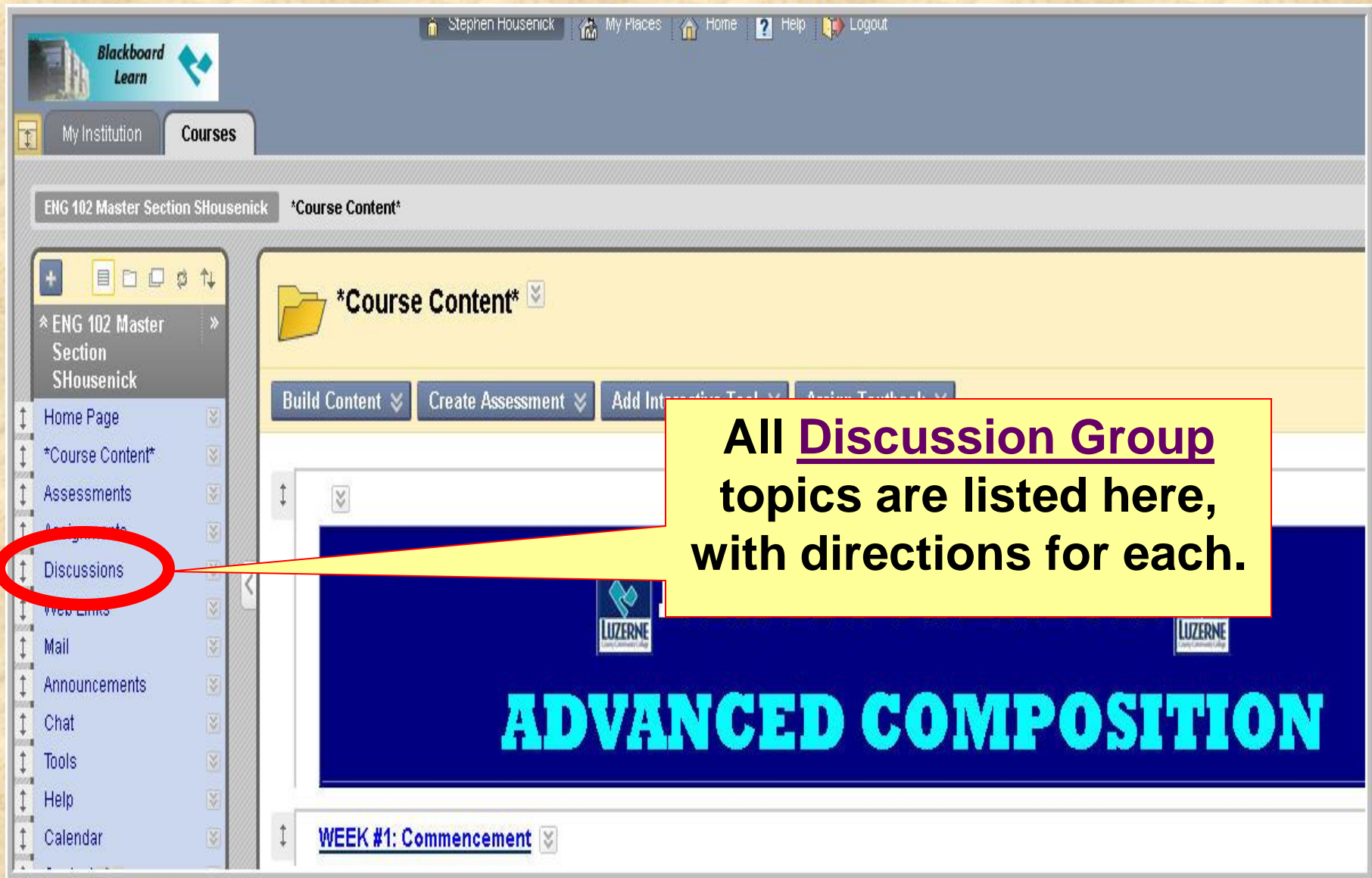
• However, since Learn has certain design limitations, I could not create direct links to **Discussion Groups** on the list – as I was able to do with the readings and exercises.

• So I placed the DG links on the **bottom of the page**. These will take you directly to the DG posts.

• On the list, I remind you of this with **“direct links below.”**

• **Quizzes & Essays** are linked here, too.

DISCUSSION GROUPS



The screenshot displays the Blackboard Learn interface for a course titled "ENG 102 Master Section SHousenick". The top navigation bar includes the Blackboard Learn logo, user information (Stephen Housenick), and links for My Places, Home, Help, and Logout. Below this, there are tabs for "My Institution" and "Courses". The main content area is titled "*Course Content*" and features a folder icon and the text "*Course Content*". Below the folder icon are buttons for "Build Content", "Create Assessment", "Add Interactive Tool", and "Assign Tool". A callout box with a yellow background and a red border points to the "Discussions" link in the left navigation menu. The callout box contains the text: "All Discussion Group topics are listed here, with directions for each." The left navigation menu includes links for Home Page, *Course Content*, Assessments, Assignments, Discussions (circled in red), Web Links, Mail, Announcements, Chat, Tools, Help, and Calendar. The main content area also features a large blue banner with the text "ADVANCED COMPOSITION" and the LUZERNE logo. At the bottom, there is a section titled "WEEK #1: Commencement".

Stephen Housenick My Places Home ? Help Logout

Blackboard Learn

My Institution Courses

ENG 102 Master Section SHousenick *Course Content*

Course Content

Build Content Create Assessment Add Interactive Tool Assign Tool

Home Page *Course Content* Assessments Assignments **Discussions** Web Links Mail Announcements Chat Tools Help Calendar

All Discussion Group topics are listed here, with directions for each.

ADVANCED COMPOSITION

WEEK #1: Commencement

DISCUSSION GROUPS

- Think of these DG as your “**homework**”:
 - assignments (*journals, activities, exercises*) will be posted here
- Additionally, I have created links on the **weekly pages** for the DG that are due during that period.
 - if there’s a problem with the link, then simply use the “Discussions” link in the course menu

DISCUSSION GROUPS

- This is a screenshot of the DG page:

ENG 102 Master Section SHousenick Discussion Board

Discussion Board

Forums are made up of individual discussion threads that can be organized around a particular subject. Create Forums to organize discussions.

Create Forum

<input type="checkbox"/>	Forum	Description
<input type="checkbox"/>	DISCUSSION GROUPS ETIQUETTE	<p>Each of you must cooperate to establish and sustain a safe, nonjudgmental learning environment in which you can confidently and securely participate in the free exchange of ideas. In other words:</p> <ul style="list-style-type: none"> ▪ be assertive but not aggressive, ▪ respect others' rights to express their opinions as they respect yours, ▪ develop some thick skin since not everyone will agree with you, ▪ treat others as you wish to be treated (unless you are a masochist), ▪ watch your language, ▪ refrain from sexist, ageist, racist, and otherwise harmful and ▪ disrespectful comments,

topic

directions

EMAIL

Blackboard Learn

Stephen Housenick My Places Home ? Help Logout

My Institution Courses

ENG 102 Master Section SHousenick *Course Content*

Course Content

Build Content Create Assessment Add Interactive Tool Assign Testbank

Home Page *Course Content* Assessments Assignments Discussions Web Links **Mail** Announcements Chat Tools Help Calendar

Unlike WebCT, Learn sends email to my school account.

ADVANCED COMPOSITION

WEEK #1: Commencement

EMAIL

- The Learn email works just as most email sites.

The screenshot shows the 'Messages' section of the 'ENG 102 Master Section SHousenick' course. On the left is a navigation menu with items like 'Home Page', '*Course Content*', 'Assessments', 'Assignments', 'Discussions', 'Web Links', 'Mail', and 'Announcements'. The main area is titled 'Messages' and contains a 'Create Message' button, a list of folders, and a 'More Help' link. Three callouts highlight specific features: a 'Compose a message through this.' callout points to the 'Create Message' button; a 'Typical email folders.' callout points to the 'Inbox' and 'Sent' folders; and another callout points to the 'Folder' header of the folder list.

Compose a message through this.

Typical email folders.

Folder
Inbox
Sent

EMAIL

- If a problem occurs with the Learn site, you can email me through my LCCC account at shousenick@luzerne.edu.



- **PLEASE**, identify **your course & section** when you write so I'll know what you're talking about – I have several sections, in Learn & not.

THE END OF THE




LEARN

ORIENTATION

PLEASE CONTINUE

by viewing the



WEEK #1

ORIENTATION